



SCARBOROUGH FIRE DEPARTMENT
1997 Statistical Report



SENIOR OFFICERS 1997



SENIOR OFFICERS 1997

BACK ROW L TO R B. Miskimmon, G. Moore, C. Roncetti, D. Stevens, G. Allan,
R. Lee, E. Tyrrell, P. Redwood, W. Jones, B. Papaleo, D. Whalen,
V. St.Jean

MIDDLE ROW L TO R S.Amos, R. Lanning, W. McLachlan, A. Adams, A. Everingham,
R. Fletcher, J. Vonk, R. Pickett, R. Strother, P. MacCharles,
W. Hawkins, M. Ward

FRONT ROW L TO R J. Dilkes, R. Archibald, R. Drummond, R. Cook,
Fire Chief T. Powell, Deputy Chief R. Forfar, B. Lardner,
L. Simon, G. Bloom, R. Sale, G. Chase

SENIOR OFFICERS - 1997

Chief Deputy Chief Assistant Deputy Chief	T. Powell R. Forfar R.F. Cook R. H. Drummond		
District Chiefs	District #1 D/C W. Hawkins D/C P. MacCharles D/C M. Butson D/C J. Dilkes	District #2 D/C B. Papaleo D/C P. Redwood D/C J. Vonk D/C A. Adams	District #3 D/C R. Lee D/C R. Pickett D/C G. Allan D/C W. McLachlan
Director of Training Director of Fire Prevention Director of Communications Director of Administration	S. Amos A. Everingham V. St. Jean B. Lardner		

HISTORICAL OVERVIEW OF OPERATIONS

It was only in the 20th century, in 1922, that volunteer fire brigades were established in Scarborough. Southern Scarborough's volunteer fire brigades had a two-wheel hand cart with a hose, some buckets and axes, and a metal storage shed for the equipment. Birch Cliff, Birch Cliff Heights, Courcelette, Oakridge, and Scarborough Junction were five of the earlier volunteer brigades. This system, however, did not save many buildings. When a fire was spotted, it was necessary to run to the fire brigade's station and crank the hand siren. By the time the volunteer brigade responded and had pulled the cart to the scene, they were often too exhausted to effectively fight the fire, if the building was not already burnt to the ground.

In 1925 Scarborough opened its first fire hall, on Birchmount Road, and hence, its first full-time fire department. A staff of three men was appointed and for thirty years, the department was headed by Chief Thomas Love. While handling local fires was probably satisfactory, most of the township was not serviced by water mains and the old Gottfredson fire truck was certainly not one of the fastest moving vehicles around. In 1943, when fire broke out at the famous Falcon Inn, in Highland Creek, the fire truck arrived only in time to clean up the gutted remains of the well-known inn. Travelling at a top speed of 30 miles per hour, the truck was too slow and the station was too far away from the fire. The story at the time reported that a Gray Coach bus, travelling its route and making its regular stops, passed the fire truck three times!

As result of the Falcon Inn fire, an official inquiry was held, and the Ontario Fire Marshal report concluded that the township's fire fighting equipment and standards of fire protection were less than adequate. A volunteer brigade was established and a used pumper acquired and stored in Lornas' service station at the junction of Old Kingston Road and the access road to Highway #2. Within three years, by 1946, the residents of Highland Creek were successful in having Scarborough's second fire hall erected to serve the eastern and north-east sections of the township.

During the post-war building boom, water mains were extended and this allowed firefighters to protect a larger area of the Township. The equipment with which to fight fires improved, as did the skills of the firefighters. In 1955, a trainer was even approved for Scarborough's firefighters. More fire halls were built. By the time Fire Hall No. 7 was built, the headquarters had been relocated from Fire Hall #1 at Birchmount Road, to this new facility on Markham Road in the centre of Scarborough. It served as both a regular fire hall, and the headquarters of the Department's administration. By 1964, the Department had grown to 204 persons of all ranks. Modern equipment, such as trucks equipped with radio transmitting and receiving units and resuscitation equipment, were now features of the Scarborough Fire Department. The Fire Department was able to communicate more effectively with a computer-based dispatch system at the Communication Control Centre. All of the departments's fire response vehicles carried life support equipment, and crews trained in resuscitation procedures. The Department not only fought fires, and provided life support assistance, but it also educated the community on fire prevention.

In 1974 a new pumper snorkel was placed in service at Hall 9. In the same year a vehicle called as S.C.A.T. was also put into service. The word S.C.A.T. being an acronym for "supplementary combat attack team". In addition halls 11 and 12 opened for service.

By 1976 the Operations Division rose to 356. The City of Scarborough was now being served by 13 fire stations with a population of over 385,000.

In the fall of 1981, Fire Hall #15 the last one to date opened its doors for service. In the mid-eighties the department was running 15 pumpers (including 2 pumper snorkels) 3 aerial trucks, 2 S.C.A.T. vehicles and 2 District Chief units. Firefighting operations was now at 442 serving a population 485,000.

Due to fiscal restraints that occurred in 1993 operations went from 484 to 450 firefighters.

In the summer of 1996, the department celebrated its grand opening of the new communication centre and renovated station #7 on Markham Road. By the Fall of 1997 (thanks mostly to public funding) every pumper, rescue truck, and most aerial vehicles were equipped with a life saving device known as a heart defibrillator machine.

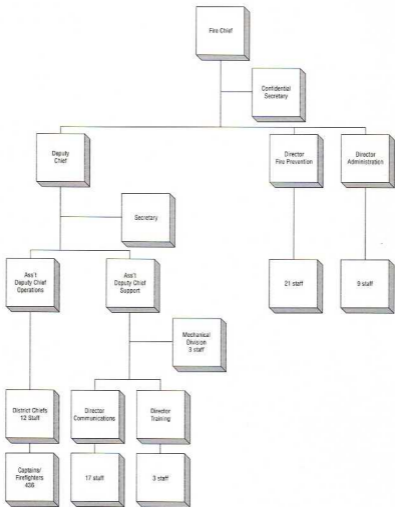
In late Fall, plans were already designed to build a new Fire Hall #1 at 3600 Danforth Ave. to replace the existing one in order to accommodate the larger vehicles used today.

Scarborough Fire Department today now serves over 500,000 people and is one of the best in Metro. From volunteer brigades to a staff of 450 full time firefighters; from the days of the two wheel cart to 15 pumpers and from the metal shed to 15 fully equipped fire halls, Scarborough Fire Department has come along way. -- and we are proud to be a part of it.



YEAR & FIRE CHIEF	POPULATION	FIRE FIGHTERS	EQUIPMENT & FIRE HALLS
1850 to 1920 (Oct.9/71 Chicago Fire) (1922 NFP Week)	3821 (1850)	No organized Brigade	Bucket Brigades Scattered Population Poor conditions
1920 to 1925 Fire Chief George Walsh in charge of Volunteers	5000 (1920) Scarborough West Hill/Highland Cr. Agincourt	Volunteer Brigades: Kitchener Pk, Regent Pk, Courcellette, Scar Junction, Oakridge, Birchcliff, Birchcliff Heights	New Water Tower Pump Station, Hydrant, Metal Sheds with 2 Wheel Fire Carts
1925 to Mar 18/26 Fire & Police Chief George W.F. Scott (*suddenly died)	6250 4 Communities	3 Full Time Fire Fighters Plus Volunteers (Tommy Love-Deputy)	1925 Hall #1 built 1925 Gothfreson Fire Truck Fire Bells in Volunteers Homes
1925 to 1956 Fire Chief Tommy Love (Oakridges Vol.)	110,286 (1955) 139,083 (1956)	From 3 Full time Volunteers to 100 Full Time Fire Fighters Agincourt, West Hill volunteers Geco & Scar. Fire	1925 - 1 Fire Hall (25 Alarm Street Boxes) 1930 - 2nd Truck 1945 - 2 Pumpers 1956 - 6 Fire Halls
1956 to 1968 Fire Chief George Collins (Birchcliff Vol.)	151,885(1957) 239,651 (1963)	From 212 Fire Fighters (1963) to 247 (1965), 268 (1968)	8 Fire Halls by 1963 8-840 Gal Pumpers & 2 Aerials 1968 - 9 Fire Halls
1968 to 1976 Fire Chief David J. Forgie	281,545 (1968)	From 268 Fire Fighters (1968) to 356 Fire Fighters (1976)	9 Fire Halls; 9 840 Gal Pumpers; 2 Aerials & 1 Rescue 10 Fire Halls (1973); 13 Fire Halls (1976)
1976 to 1988 Fire Chief William Wretham	409,000(1979)	From 356 Fire Fighters (1976) to 448 (1982) & 462 (1988)	15 Fire Halls (1983); 13 840 Gal Pumpers; 2 Pumper snorkels; 2 Aerials; 2 Rescue
1988 to 1993 Fire Chief Thomas Powell	500,000 to 528,000	From 462 Fire Fighters (1988) to 484 (1993)	15 Fire Halls; 15 Pumps (1000 & 840 Gal); 5 Aerials; 1 Command, 2 Rescue
1997 Fire Chief Thomas Powell	550,000	451 Firefighters	15 Fire Halls; 15 Pumps (1000 & 840 Gal); 5 Aerials; 1 Command, 2 Rescue

FIRE DEPARTMENT 1997 ORGANIZATIONAL CHART – 510 STAFF

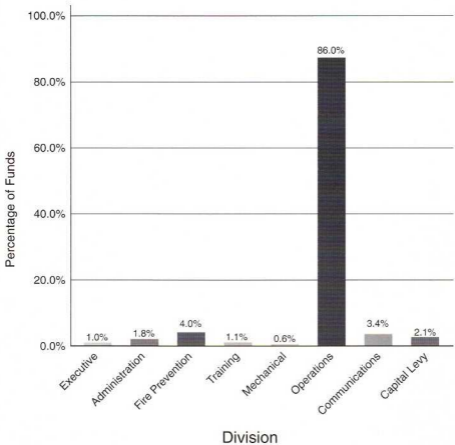


VEHICLE LOCATION - 1997

Headquarters: 1530 Markham Rd, #502	Chief	Car # 1	95 Crown Victoria	
	Deputy Chief	Car #2	95 Crown Victoria	
	Asst Deputy	Car #3	93 Crown Victoria	
	Asst Deputy	Car #4	91 Caprice	
	Fire Prevention	Pan 36		92 Grumman Truck
		Car 39		90 Dodge Van
1 - 88 Reliant			1 - 93 Taurus	
	1 - 89 Reliant		8 - 93 Tempo	
Hall #1 (1925) 351 Birchmount Rd	P #1	86 Mack Pumper		
Hall #2 (1962-Solar) 745 Meadowvale Rd	P #2 R Rescue	86 Mack Pumper 80 Ford Rescue		
Hall #3 (1961) 755 Warden Ave	P #3 A #3	95 Spartan Pumper 83 Mack		
Hall #4 (1954) 116 Dorset Rd	P #4 RP#4 Car #22	94 Spartan Pumper 81 Mack Pumper 92 Ford Van		
Hall #5 (1970) 2340 Birchmount Rd	P #5 A #5	93 Spartan Pumper 90 E ONE Aerial		
Hall #6 (1955) 1800 Birchmount Rd	P #6 RP#6	94 Spartan Pumper 81 Mack Pumper		
Hall #7 (1960) 740 Markham Rd	P #7 A #7 R #7 Support #7 Car #21 R Car #21 Pan #52 Pan #51	93 Spartan Pumper 90 E ONE Aerial 89 Mack Rescue Truck 96 GMC 92 Ford Van (District Chief) 92 Ford Van 93 Ford Van (Stock Room Hall #4) 94 Ford Step Van (Mechanics) - City Yards		
Hall #8 (1963) 1550 Midland Ave	P #8 R #8	92 Spartan Pumper 89 Mack Rescue		
Hall #9 (1966) 40 Coronation Dr	P #9 RA #9	93 Spartan Pumper 80 Scott Reserve Aerial		
Hall #10 (1972) 4560 Sheppard Ave E	P #10 Command #10	89 Mack Pumper 91 Mack (Hazardous Materials)		
Training Centre (1985) Behind 4560 Sheppard Ave E	Car #31/H.Q. Car #32 Car #33	90 Plymouth 90 Dodge Van 90 Dodge Van		
Hall #11 (1974) 5318 Lawrence Ave E	P #11 A #11	90 Mack Pumper 84 Mack Aerial		
Hall #12 (1974) 7 Lapsley Rd	P #12 A #12	84 Mack Pumper 86 Mack Aerial		
Hall #13 (1975) 2733 Brimley Rd	P #13 RP #13 Car #23	84 Mack Pumper 81 Mack Pumper 93 Ford Van		
Hall #14 (1978) 3325 Warden Ave	P #14 RP #14	86 Mack Pumper 81 Mack Pumper		
Hall #15 (1981 Solar) 900 Tapscott Rd	P #15 RP #15 Antique Pumper	81 Mack Pumper 81 Mack Pumper 1945 Bickle Soagrave		

1997 FIRE DEPARTMENT BUDGET

Allocation of Funds by Division



1997 BUDGET

Administration	\$639,100
Executive	\$349,500
Training	\$384,300
Communications	\$1,230,800
Fire Prevention	\$1,415,200
Vehicle & Equipment	\$215,700
Operations	\$30,703,300
Capital Levy	\$770,000
Total: <u>\$35,707,900</u>	



Front row:
 Grant Worgan, Fire
 Chief Tom Powell,
 Naomi Johnston
Back Row:
 Anne Jackson,
 Heather Beaumont,
 Rob Gardiner, Rob
 Burridge, Anita
 Ferguson, Meredith
 Lowe

DEFIBRILLATOR FUND RAISER PRESENTATION

SCARBOROUGH FIRE DEPARTMENT HISTORICAL REVIEW

Year	% Property Saved	Citizen		Total Scarb \$ Loss	Per Capita \$ Loss
		Fire Injuries	Fire Deaths		
1985	98.50	44	4	5,670,888	11.90
1986	98.00	67	3	6,612,669	13.60
1987	98.80	61	4	5,029,376	10.30
1988	98.30	77	6	16,304,175	32.60
1989	98.20	52	0	12,628,590	25.01
1990	98.08	61	2	11,028,655	22.69
1991	99.40	55	0	10,838,730	20.80
1992	99.40	50	4	8,178,685	15.70
1993	99.70	77	7	9,573,965	18.41
1994	99.99	39	0	8,183,990	15.50
1995	96.20	62	7	26,871,140	48.85
1996	99.10	57	1	8,106,000	14.74
1997	99.46	59	5	5,492,235	9.99



FIRE EXTINGUISHER TRAINING
(CIRCA 1950'S)

ALARMS BY CLASSIFICATION

	1986	1987	1988	1989	1990	1991	1992	1993	1994	1995	1996	1997
STRUCTURE FIRES:												
Apartments	212	212	236	148	139	94	103	233	129	159	165	167
Houses	305	327	311	261	240	223	203	334	198	218	191	193
Industrial	59	69	110	59	46	40	23	55	33	31	39	40
Mercantile	99	63	99	56	35	53	43	68	39	35	73	55
Public Buildings	41	31	31	24	17	29	22	63	27	45	63	65
Subtotal	716	702	787	548	477	439	394	753	426	488	531	520
OTHER FIRES:												
Brush/Grass/Rubbish	212	238	425	222	145	1,122	880	567	469	267	172	209
Miscellaneous	53	133	170	236	88	84	92	118	173	158	124	202
Transient	522	450	393	563	700	—	—	—	—	—	—	—
Property	293	347	281	291	296	287	244	352	367	280	268	244
Subtotal	1,080	1,168	1,269	1,312	1,229	1,493	1,216	1,037	1,009	705	564	655
TOTAL	1,796	1,870	2,056	1,860	1,706	1,932	1,610	1,790	1,435	1,193	1,095	1,175
NON-FIRE RESPONSES:												
False Alarms	2720	2,956	3,122	3,426	3,375	3,168	3,246	2,861	3,559	4,657	4,741	4,742
Inhalator*	4,612	4,847	5,835	6,989	7,061	6,947	9,261	11,144	8,624	8,856	9,121	9,217
Other	2,738	3,139	3,272	3,375	3,167	3,146	3,124	3,810	4,414	2,255	2,038	2,160
Rescue	248	270	338	344	349	320	242	255	482	933	802	707
TOTAL	10,318	11,212	12,567	14,135	13,952	13,581	15,873	18,070	17,079	16,701	16,702	16,826
GRAND TOTAL	12,114	13,082	14,623	15,995	15,658	15,513	17,483	19,860	18,514	18,382	17,797	18,001
COMMON CAUSES FIRES:												
Arson & Vandalism	181	217	271	264	221	251	126	287	200	227	231	299
Ashes & Coals	—	—	302	266	167	187	151	171	116	70	—	22
Careless Smoking	220	227	235	213	226	275	36	188	135	88	109	314
Children with Matches	161	194	238	176	158	165	51	124	162	73	54	26
Chimney	39	39	34	35	20	25	61	104	23	17	8	8
Electrical	98	67	85	66	52	60	44	71	81	118	65	28
Grease Fires	183	173	194	173	159	200	149	162	124	65	117	140
Miscellaneous	486	430	316	305	322	352	188	226	327	365	284	43
Torches & Candles	280	191	46	49	52	92	43	63	59	45	29	26
Undetermined	148	332	335	293	329	325	761	394	208	125	198	269
TOTAL	1,796	1,870	2,056	1,860	1,706	1,932	1,610	1,790	1,435	1,193	1,095	1,175

*1985 - Tiered Response

OPERATION FIRE FIGHTING DATA

	1987	1988	1989	1990
City Population	490,000	500,000	505,000	510,000
Operational Budget	\$26,842,600	\$28,487,300	\$30,426,100	\$35,518,800
% F.D. to Mun. Budget	15.9%	15.7%	15.6%	16.3%
F.D. Staff/1000	1.03	1.01	1	1
Per Capita Op/Cost	54.42	56.97	60.25	69.60
Asst Dep Chief	1	1	2	2
District Chiefs	12	12	12	12
Captains	80	84	84	88
Fire Fighters	348	364	363	363
Dir Communications	1	1	1	1
Total Op F.F.	442	462	462	466
Alarms Rec'd	13,082	14,623	15,995	15,658
Assists Provided	13,166	14,233	15,060	14,520
Total Responses	26,248	28,856	31,055	30,178
Injuries to F.F.	79	96	77	56

1997 RECIPIENTS OF THE FIRE CHIEF'S COMMENDATION

Pictured left to right

*Mayor Frank Faubert
Ken Fisher
Fire Chief Tom Powell*



1991	1992	1993	1994	1995	1996	1997
520,000	520,000	528,000	528,000	550,000	550,000	550,000
\$35,333,100	\$36,597,400	\$35,810,000	\$34,172,000	\$35,718,600	\$35,649,700	\$35,707,900
27.4%	27.5%	26.8%	16.5%	16.8%	17.1%	17%
1	1	1	1	0.93	0.93	0.93
67.05	70.38	67.82	64.72	64.94	64.82	64.92
2	2	2	2	2	2	2
12	12	12	12	12	12	12
88	88	88	88	88	88	88
380	380	380	352	347	347	348
1	1	0	0	1	1	1
483	483	482	454	450	450	451
15,513	17,483	19,860	18,514	17,894	17,797	18,001
14,595	14,037	13,106	13,556	13,030	13,121	13,198
30,108	31,520	32,966	32,070	30,924	30,918	31,199
97	80	91	70	120	59	38

Pictured left to right

Mayor Frank Faubert

Brad Vesna

Fire Chief Tom Powell



RESPONSE BY COMPANY

COMPANY	1990			1991			1992			1993		
	Primary	Assist	Total	Primary	Assist	Total	Primary	Assist	Total	Primary	Assist	Total
PUMP 1	1,368	354	1,722	1,459	375	1,834	1,632	369	2,001	1,898	397	2,295
2	583	140	723	571	160	731	774	127	901	781	151	932
3	1,486	401	1,887	1,417	432	1,849	1,665	441	2,106	1,806	474	2,280
4	1,432	365	1,797	1,200	424	1,624	1,506	351	1,857	1,734	435	2,169
5	1,203	341	1,544	1,217	329	1,546	1,374	305	1,679	1,465	345	1,810
6	1,172	393	1,565	1,162	412	1,574	1,255	410	1,665	1,435	467	1,902
7	1,944	554	2,498	1,882	723	2,605	1,997	483	2,480	2,242	637	2,879
8	1,259	618	1,877	1,300	767	2,067	1,453	562	2,015	1,725	646	2,371
9	1,181	362	1,543	1,183	308	1,491	1,202	246	1,508	1,486	313	1,799
10	659	298	957	688	293	981	665	308	974	781	347	1,128
11	438	295	733	460	314	774	531	266	797	600	279	879
12	903	589	1,492	904	511	1,415	984	510	1,494	1,159	450	1,609
13	765	244	1,009	733	257	990	816	244	1,060	1,009	215	1,224
14	655	109	764	642	124	766	721	103	824	640	152	992
15	333	246	579	333	209	542	345	209	554	377	184	561
AERIAL 3	24	1,154	1,178	40	1,274	1,314	67	1,236	1,303	54	1,189	1,243
5	21	952	973	22	869	891	33	820	853	71	1,005	1,076
7	17	1,615	1,632	53	1,228	1,281	60	1,343	1,403	85	1,482	1,567
11	6	707	713	4	397	401	6	326	332	5	242	247
12	—	—	—	7	726	733	16	691	707	12	508	520
RESCUE 7	111	2,226	2,337	131	2,079	2,210	166	2,120	2,286	159	1,414	1,573
8	98	2,556	2,654	105	2,384	2,489	154	2,567	2,721	143	1,774	1,917
TOTALS	15,658	14,519	30,177	15,513	14,595	30,108	17,483	14,037	31,520	19,857	13,106	32,963

RESPONSE BY COMPANY

1994			1995			1996			1997		
Primary	Assist	Total	Primary	Assist	Total	Primary	Assist	Total	Primary	Assist	Total
1,663	350	2,013	1,538	369	1,907	1,658	299	1,957	1,639	354	1,993
830	235	1,065	849	205	1,054	847	180	1,027	861	160	1,021
1,668	452	2,120	1,585	452	2,037	1,533	490	2,023	1,546	511	2,057
1,527	444	1,971	1,372	447	1,819	1,394	462	1,856	1,630	455	2,085
1,238	397	1,635	1,292	384	1,676	1,364	451	1,815	1,331	445	1,776
1,307	495	1,802	1,224	499	1,723	1,266	477	1,743	1,292	495	1,787
2,159	587	2,746	2,180	544	2,724	2,212	577	2,789	1,891	710	2,601
1,461	587	2,048	1,400	624	2,024	1,439	617	2,056	1,428	578	2,006
1,258	321	1,579	1,224	365	1,589	1,374	356	1,730	1,483	353	1,836
761	356	1,117	702	283	985	689	348	1,037	743	279	1,022
572	304	876	562	271	833	551	294	845	518	319	837
1,131	557	1,688	1,184	630	1,814	1,094	687	1,781	1,167	559	1,726
897	306	1,203	943	301	1,244	867	305	1,172	847	298	1,145
865	165	1,030	798	166	964	766	164	930	796	122	918
537	300	837	451	329	780	407	298	705	468	326	794
41	988	1,029	37	1,037	1,074	22	1,140	1,162	17	1,081	1,098
171	1,127	1,298	76	1,146	1,222	36	1,113	1,149	78	1,106	1,184
98	1,853	1,951	107	1,642	1,749	53	1,628	1,681	62	1,853	1,915
7	167	174	5	195	200	4	261	265	1	202	203
6	577	583	27	644	671	12	712	724	3	598	601
190	1,312	1,502	168	1,071	1,239	130	930	1,060	119	1,067	1,186
127	1,676	1,803	170	1,426	1,596	79	1,332	1,411	81	1,327	1,408
18,514	13,556	32,070	17,894	13,030	30,924	17,797	13,121	30,918	18,000	13,198	31,199

*Fire Chief Tom Powell
congratulates
Firefighter
Doug Vanderbij
for his two gold medals
and a bronze at the
World Police and
Fire Games*



*WORLD POLICE
AND FIRE GAMES*

*Triathlon Competitor
Firefighter John Martin*

Hall 1 - 1997



*NEW FIRE HALL #1 GROUND
BREAKING CEREMONY*

*L to R
Mayor Frank Faubert,
Chief Tom Powell and
Councillor Harvey Barron*

FIRE PREVENTION ACTIVITIES

	1987	1988	1989
Assembly	1,803	1,513	326
Institution	59	59	15
Residential/Apartments	1,056	1,084	216
Business Personal Services	1,934	481	223
Mercantile	910	752	327
Industrial	4,007	3,759	862
Total	9,769	7,648	1,969
Special Inspections	3,610	2,588	3,047
Rechecks	3,380	2,861	1,724
Requirements Complete	5,621	5,596	2,869
Plans Exams	—	—	—
Basement Apartment Inspections	25	137	199
F.F. Complaints	3,418	171	166
Lectures:			
Day Care	—	—	—
Public	—	—	—
Institution	—	—	—
Industry	—	—	—
School	—	—	—
Total Lectures	—	—	—
Total Attendance (Includes Fairs)	—	—	—
STAFF	17	17	19
Public Events:			
Fire Hall Visits	—	—	—
Fire Hall Attendance	—	—	—
Fire Truck Attending	—	—	—
Fire Truck - Fire Drills	—	—	—
Tapes on Loan - Public	—	—	—
O.F.M. Investigations Scarborough	44	58	70
Findings: Accidental	7	6	18
Incendiary	33	42	43
Undetermined	4	10	9
Concluded in laying criminal charges	16	19	12

1990	1991	1992	1993	1994	1995	1996	1997
206	267	222	209	126	201	457	786
51	51	33	41	21	25	31	14
149	252	230	432	272	645	423	813
120	138	75	9	9	23	55	212
202	344	195	65	34	110	172	185
134	257	213	191	203	106	409	345
862	1,309	968	947	665	1,110	1,547	2,355
5,145	3,947	4,379	3,614	3,549	2,589	4,304	3,360
1,940	921	1,415	2,071	2,295	2,189	3,852	4,324
1,378	2,899	2,606	2,863	3,992	3,357	5,303	5,228
—	1,240	1,276	1,214	1,574	1,576	1,191	1,666
235	217	198	199	292	60	416	226
162	189	146	155	173	145	140	124
—	—	80	24	60	82	13	10
—	—	132	154	116	89	55	79
—	—	48	16	25	25	3	12
—	—	3	4	4	21	4	9
—	—	47	30	4	8	9	13
—	—	310	228	209	225	84	123
—	—	10,693	11,883	16,052	10,477	3,395	5,235
19	20	20	18	18	22	22	22
—	—	251	192	198	180	172	159
—	—	6,124	4,769	4,991	3,802	3,873	3,787
—	—	16	29	36	33	45	58
—	—	—	—	171	168	126	100
—	—	4	17	26	22	21	19
27	16	20	66	49	24	25	18
5	3	6	15	7	9	9	3
17	12	10	49	37	11	13	12
5	1	4	2	5	4	3	3
2	6	5	—	3	4	4	1

TRAINING DIVISION

Year	1993		1994		1995		1996		1997	
STAFF	4		4		4		4		4	
	#	#	#	#	#	#	#	#	#	#
Courses	Courses	People	Courses	People	Courses	People	Courses	People	Courses	People
Air Brakes - 10 hr. Course	-	-	-	-	1	8	-	-	2	11
Air Brakes - Recertification	-	-	-	-	107	107	126	126	163	163
Air In-Line Unit	-	-	-	-	-	-	-	-	32	264
Air Monitoring	-	-	-	-	-	-	-	-	32	312
Arc Air Cutting Torch	-	-	-	-	-	-	-	-	-	-
Arson	-	-	32	284	32	267	16	140	1	8
Australian Exchange	-	-	-	-	-	-	-	-	-	-
Students	-	-	-	-	4	2	1	2	1	1
Auto Extrication	7	72	-	-	-	-	14	128	26	108
Back Care	11	80	-	-	-	-	-	-	-	-
Bluff Rescue	-	-	-	-	-	-	-	-	-	-
CAD Dispatch	-	-	-	-	-	-	-	-	16	23
Chain Saw	2	16	-	-	-	-	14	72	-	-
CIS Awareness	-	-	-	-	-	-	-	-	5	17
C.P.R. & Adjunct Materials	-	-	30	294	-	-	-	-	28	362
C.P.R. Recertification	-	-	32	267	12	132	24	94	14	38
Command 10 Operations	-	-	-	-	-	-	-	-	4	48
Communications	-	-	-	-	-	-	-	-	-	-
Supervisor Training	-	-	-	-	-	-	-	-	4	16
Computer Literacy	-	-	-	-	17	101	-	-	16	16
Confined Space	-	-	-	-	-	-	-	-	28	164
Consumers Gas	-	-	-	-	12	132	-	-	-	-
Continued	-	-	-	-	-	-	-	-	-	-
Medical Education	-	-	-	-	-	-	-	-	28	362
Critical Incident Stress	-	-	-	-	-	-	-	-	-	-
Cutting Torch/Acetylene	-	-	-	-	-	-	-	-	-	-
Decontamination	16	184	-	-	24	279	12	48	12	74
Defib Certification	-	-	-	-	-	-	121	370	11	31
Drivers Licence Upgrade	-	-	26	26	-	-	-	-	1	6
Driver Training	-	-	46	249	7	7	17	17	11	11
Electricity	-	-	-	-	-	-	-	-	4	12
Elevators	-	-	-	-	-	-	-	-	-	-
Fire Code	-	-	-	-	31	306	4	64	-	-
Fire Ground Command	24	218	-	-	1	8	7	68	-	-
First Aid Instructor Course	-	-	-	-	-	-	-	-	4	16
First Aid	-	-	-	-	2	8	16	168	4	20
First Aid - Recertification	-	-	-	-	-	-	18	52	-	-
Foam	7	61	32	310	26	274	15	41	8	32
GO Transit	14	112	-	-	-	-	-	-	-	-
Hazardous Materials	65	547	44	355	-	-	12	-	-	-
Hazardous Materials	-	-	-	-	-	-	-	-	-	-
Safety Training	-	-	-	-	-	-	-	-	4	62

TRAINING DIVISION

Year	1993		1994		1995		1996		1997	
STAFF	4		4		4		4		4	
Courses	#	#	#	#	#	#	#	#	#	#
	Courses	People	Courses	People	Courses	People	Courses	People	Courses	People
High Angle Rescue	5	44	21	219	-	-	12	48	14	116
Hose	-	-	-	-	1	8	-	96	-	-
Incident Command	-	-	-	-	16	144	-	-	-	-
Intro to Curriculum	-	-	-	-	-	-	-	-	28	316
Kappler Chemical Suits	-	-	-	-	4	16	12	36	6	24
Mobile Repeaters	-	-	-	-	-	-	-	-	28	341
Radio 800 MHz	-	-	-	-	32	258	32	280	16	36
Retrofit/Fire Code	-	-	-	-	16	32	28	12	28	310
T.T.C.	-	-	-	-	1	8	18	12	-	-
Thermal Imaging Camera	-	-	-	-	-	-	-	-	28	346
Tower Fires	-	-	-	-	2	8	2	78	26	26
Trainer Facilitator	-	-	-	-	12	16	16	-	12	48
Vox Units	-	-	-	-	4	16	4	-	-	-
Vehicle Accident Scene	16	208	-	-	-	-	-	250	-	-
Water Rescue (Level 1)	32	258	-	-	1	8	30	10	8	27
W.H.M.I.S.	-	-	-	-	1	8	6	32	-	-
Workplace Harassment	-	-	-	-	2	8	8	-	4	12
Totals:	199	1800	263	2004	368	2181	720	3159	657	1264
Recruits Trained		17		17		8		8		12
Exams:	Probation	17		17		16		16		11
	Promotion	7		23		79		64		94
TOTAL SUBJECTS SIGNED OFF IN OFM CURRICULUM 1253										

NOTE:

The Scarborough Fire Department adopted the Ontario Fire Marshals Curriculum in 1997. As a result the following subjects listed in previous years were removed from the direct supervision of a training officer. The Completion of the training in these subjects is reflected in the number under OFM Curriculum.

Aerial Operations	Hose lays	Portable Pump Operations	Search & Rescue
Extinguishers	Hydraulics	Pre Fire Plans	S.C.B.A.
Fire Ground attack	Knots and Hitches	Pump Operations	Sprinkler Systems
Forceable Entry	Ladders	Salvage & Overhaul	Ventilation
			Water Supplies

1997 PROMOTIONS TO DISTRICT CHIEF

G. Allan
P. Redwood
R. Lee

1997 PROMOTIONS TO CAPTAIN

G. Wuerth	M. Keeler	D. Winkley
G. Dickie	R. Blake	P. Hall
K. Turner	P. Bolton	N. Sinclair
D. Strong	K. Bedford	E. Dionne
F. Kerr	C. Olmstead	

NEW RECRUITS 1997



Front row left

*Iain Keith
Stephen Wyzynski
Don Carrera (Ajax Recruit)
David Matheson
Darren Berehowsky
Stephen Morris*

Back row left

*Fergus O'Halloran
William Jesty
Robert Hygh
Semahj Bujokas
Sean Curran
Gary Westwood*

1997 RETIREES

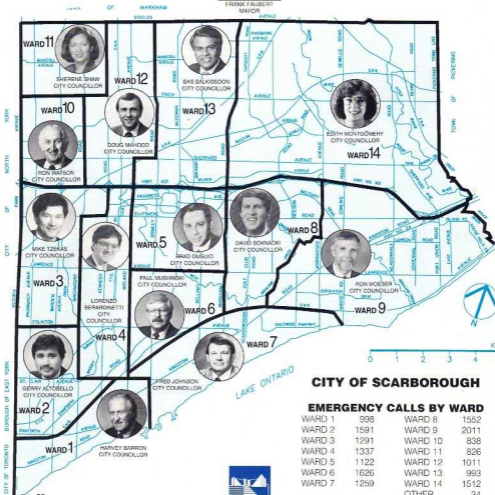
ROBERT CHAPMAN	- JUNE/63 - MAR/97
RALPH COOK	- SEP/60 - APRIL/97
WILLIAM G. JONES	- MAR/62 - MAY/97
WAYNE B. KING	- FEB/66 - MAY/97
ROBERT SALE	- MAR/62 - JUNE/97
ROBERT STIMSON	- NOV/63 - JUNE/97
ROBERT J. MCWHINNIE	- MAY/65 - AUG/97
WILLIAM WRIGHT	- AUG/67 - AUG/97
RICK BUCKNER	- AUG/66 - OCT/97
EDWIN SCHMELER	- OCT/67 - OCT/97
ROBERT TAYLOR	- OCT/67 - OCT/97

1997 SCARBOROUGH COUNCIL

WARD MAP



FRANK FALBERT
MAYOR



CITY OF SCARBOROUGH

EMERGENCY CALLS BY WARD

WARD 1	998	WARD 8	1552
WARD 2	1591	WARD 9	2011
WARD 3	1291	WARD 10	838
WARD 4	1337	WARD 11	826
WARD 5	1122	WARD 12	1011
WARD 6	1626	WARD 13	993
WARD 7	1259	WARD 14	1512
		OTHER	34
		TOTAL	18,001

